

TARP PITCHED AT ANGLE

(RIDGE LINE FROM TREE-TO-TREE)

ANGLE STAKES AWAY FROM GUY LINES

PEBBLE IN CORNER OF PLASTIC INSTEAD OF GROMMET

TARP PITCHED HORIZONTALLY

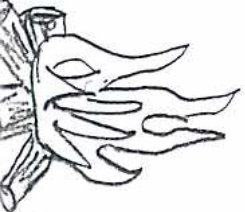
BACK EDGE STAKED TO GROUND

PEBBLES IN CORNERS

EMERGENCY SHELTERS USING PLASTIC SHEETING.

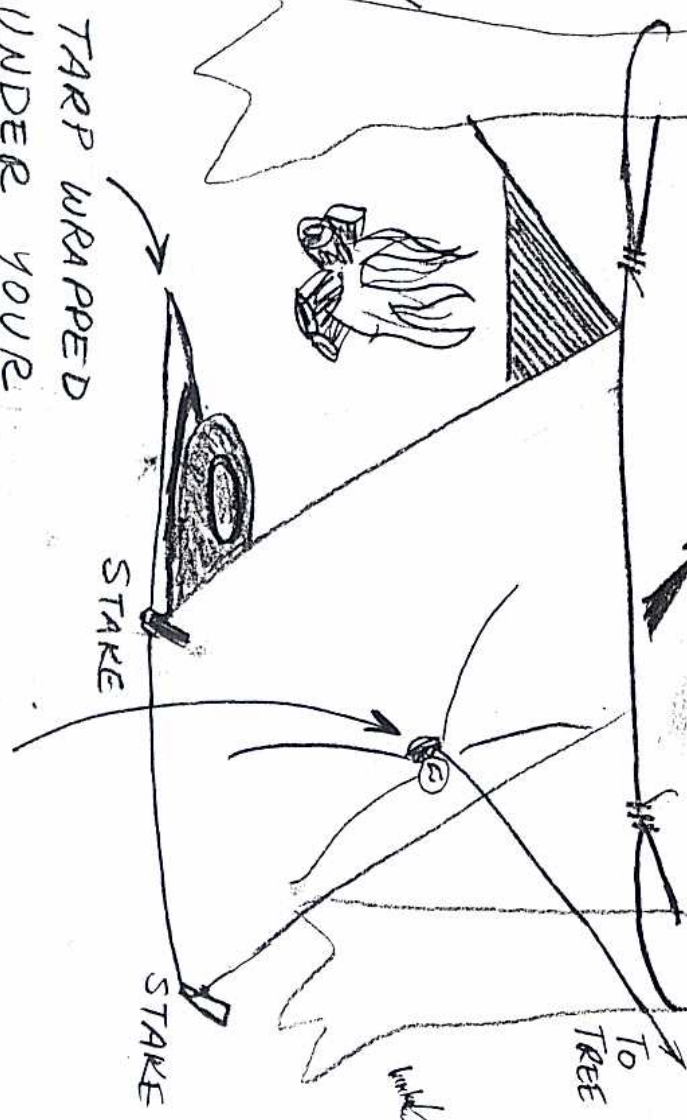
- 1 ALWAYS TRY TO STRING A RIDGE-LINE FROM TREE TO TREE.
- 2 PUT PEBBLES IN CORNERS OF PLASTIC AND SECURE GUY LINES WITH TAUT-LINE HITCHES.
- 3 PULL GUY LINES AWAY FROM CENTER OF TARP & ANGLE STAKES AT 45 DEGREES FROM THE GROUND.

FIRE IS OPTIONAL,



FIRE IS 10'  
AWAY FROM  
SHELTER

WIND  
DIRECTION



TARP WRAPPED  
UNDER YOUR  
PAD & SLEEPING  
BAG

PEBBLE  
INSIDE

PUT PEBBLE

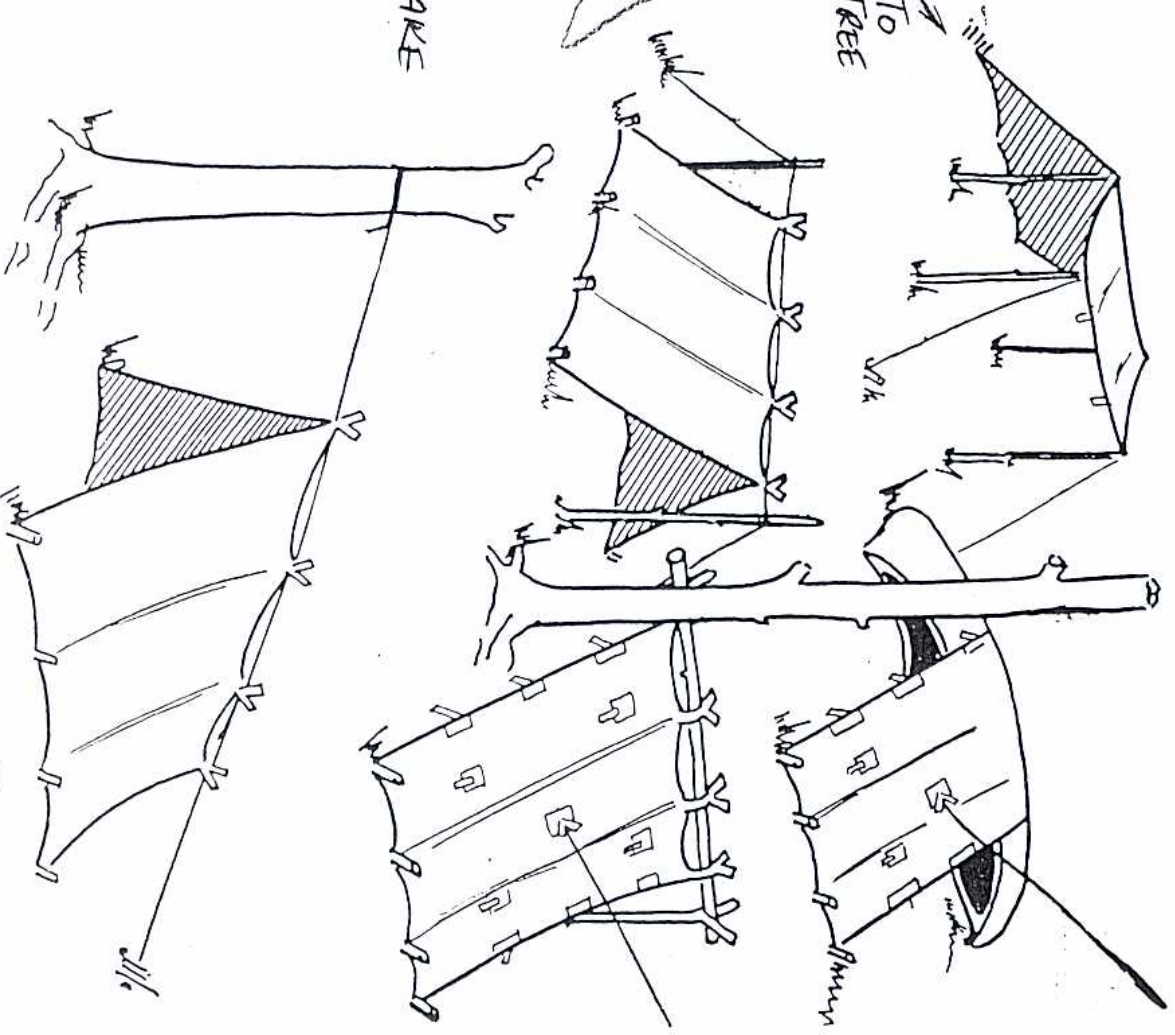
IN CENTER OF  
TARP AND TIE

OFF. OTHER

END TIED TO  
TREE TO GIVE  
MORE HEADROOM



WRAP ROPE  
TWICE +  
2-HALF-  
HITCHES



The trail tent may be pitched in many different ways